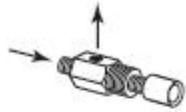


# Needle

## Needle Valve, Key

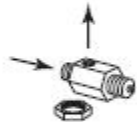
12.0920.00



- Use for air applications
- For Cascade cuspidor-timed circuits
- Manifold mounting
- 10 - 32 male inlet
- 10 - 32 female outlet

## Needle Valve, Lo-Flo

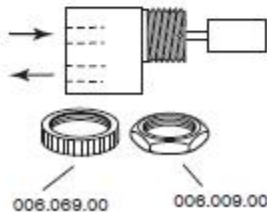
12.0954.01



- Use for air applications
- Panel mount 21/64" hole (1/8" max. panel thickness)

## Flow Control Needle Valve Fine Adjustment

33.0084.01



- Use for coolant water
- Panel mount 1/2" hole (1/4" max panel thickness)
- 10 - 32 rear ports
- Plastic black stem

## Control Valve Assemblies

13.0361.00 Plastic stem

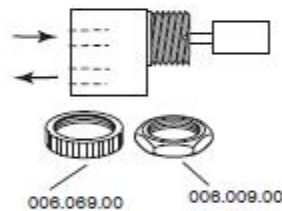
13.0350.00 Brass stem



- Use for air or water applications
- Panel mount 1/2" hole (1/4" max. panel thickness)
- 10 - 32 ports

## Flow Control Needle Valve Coarse Adjustment

33.0085.02



- Use for air or water
- Panel mount 1/2" hole (1/4" max panel thickness)
- 10 - 32 rear ports
- White plastic stem